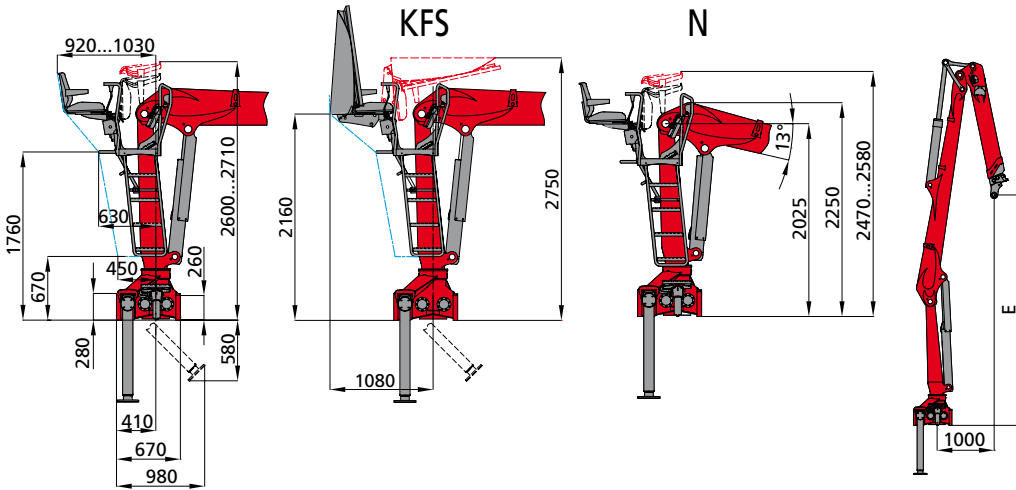
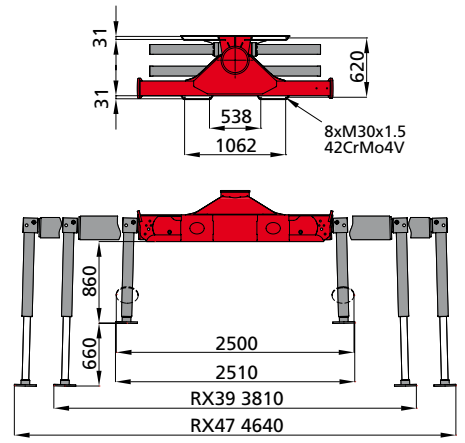
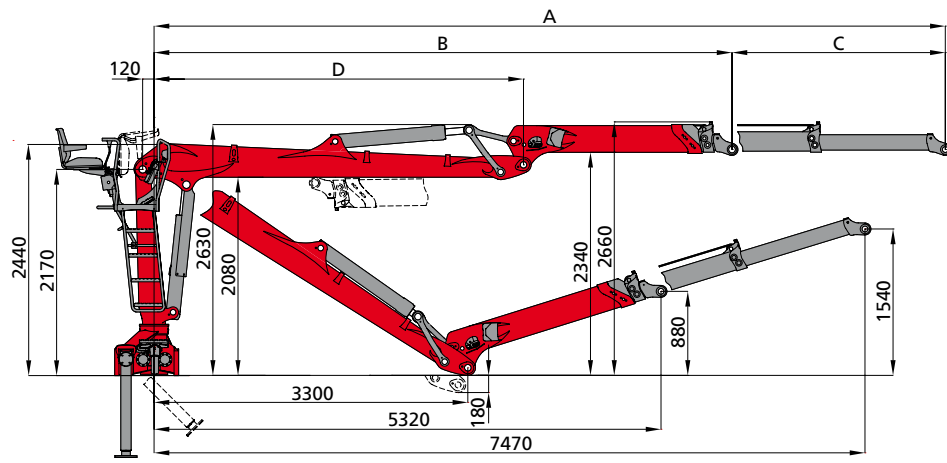


**M100L / M110L
M120L
M130L HPLS
M100LD**

WWW.PALFINGEREPSILON.COM





	83	80	97	80V	75	68
A	8300	7980	9680	7960	7500	6800
B	6060	6400	6520	4800	5260	4560
C	2240	1580	3160	3160	2240	2240
D	3880	3880	3880	3080	3080	2380
E	4030	3680	3560	3770	3280	2850

83

M100L83	3160	2370	1880	1560	1320	1150 kg
M110L83	3530	2650	2100	1750	1480	1290 kg
M120L83	3800	2850	2270	1880	1600	1390 kg
M130L83	4230	3170	2530	2100	1790	1550 kg

3m 4m 5m 6m 7m 8m

97

M100L97	3070	2300	1820	1500	1270	1090	960 kg
M110L97	3440	2580	2040	1680	1430	1230	1080 kg
M120L97	3720	2790	2210	1820	1550	1330	1180 kg
M130L97	4130	3100	2470	2050	1740	1500	1310 kg
M100LD97	2830	2100	1650	1360	1150	990	870 kg

3m 4m 5m 6m 7m 8m 9m

75

M100L75	3330	2490	1980	1630	1390 kg
M110L75	3690	2770	2200	1820	1550 kg
M120L75	3960	2970	2370	1960	1670 kg
M130L75	4390	3290	2630	2180	1820 kg

3m 4m 5m 6m 7m

80

M100L80	3230	2420	1930	1590	1360	1190 kg
M110L80	3600	2700	2140	1780	1520	1300 kg
M120L80	3870	2900	2310	1920	1640	1400 kg
M130L80	4290	3220	2580	2140	1830	1590 kg
M100LD80	2960	2210	1750	1450	1240	1090 kg

3m 4m 5m 6m 7m 8m

80V

M100L80V	3240	2430	1950	1590	1350	1170 kg
M110L80V	3590	2700	2170	1780	1510	1250 kg
M120L80V	3870	2910	2340	1920	1630	1400 kg
M130L80V	4300	3220	2590	2130	1800	1550 kg

3m 4m 5m 6m 7m 8m

68

M100L68	3170	2370	1890	1570 kg
M110L68	3510	2630	2100	1740 kg

3m 4m 5m 6m

	M100L						M110L						M120L					M130L HPLS					M100LD		
	83	80	97	80V	75	68	83	80	97	80V	75	68	83	80	97	80V	75	83	80	97	80V	75	80	97	
	ONROAD RECYCLING																								
	[kNm]	95	97	92	97	100	95	106	108	103	108	111	106	114	116	112	117	119	127	129	124	129	132	89	85
	[kNm]	24						27						28					28					24	
	[°]	425																							
	[m]	8,3	8,0	9,7	8,0	7,5	6,8	8,3	8,0	9,7	8,0	7,5	6,8	8,3	8,0	9,7	8,0	7,5	8,3	8,0	9,7	8,0	7,5	8,0	9,7
	[bar]	215						235						250					250 (280 HPLS)					200	
	1K [l/min]	1 x 80																							
	2K [l/min]	2 x 70																							
	1K LS [l/min]	1 x 150																							
	[kg]	2040	1990	2110	2080	1990	1950	2070	2020	2140	2110	2020	1980	2110	2060	2180	2150	2060	2120	2070	2190	2160	2070	2060	2180
	RX39 [kN]	84						92						98					106					79	
	RX47 [kN]	68						75						80					86					64	